


# Differential dust attenuation in CALIFA galaxies



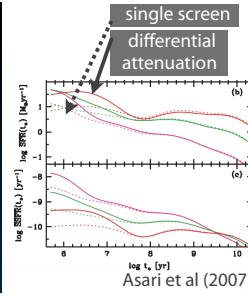
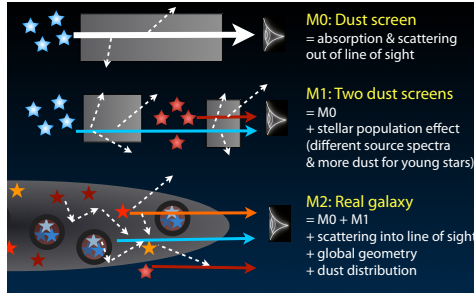
Natalia Vale Asari  
UFSC, Brazil  
natalia@astro.ufsc.br

Roberto Cid Fernandes, André Amorim,  
Eduardo Lacerda, Marielli Schlickmann  
UFSC, Brazil

Vivienne Wild  
St Andrews, UK

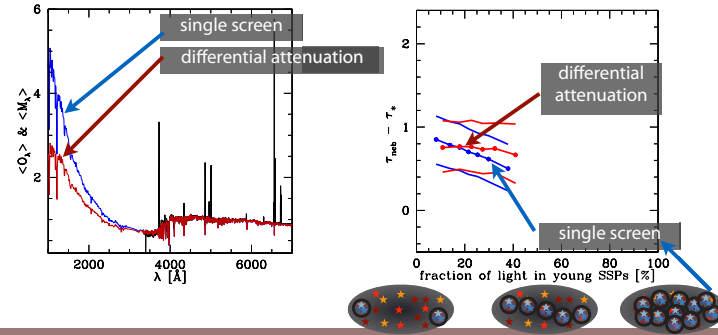
Robert Kennicutt  
IoA, Cambridge, UK

## Differential dust in spectral synthesis codes



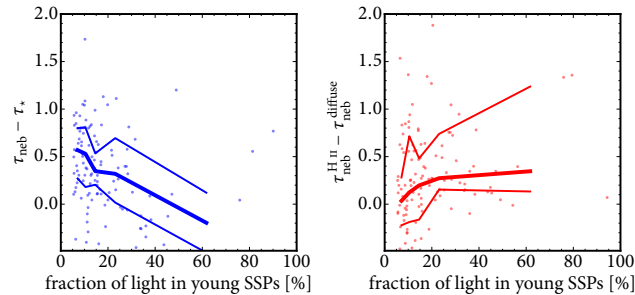
Dust attenuation has long been treated as a simple parameter in SED fitting. A very popular model is the *single dust screen*, which is a crude approximation to real galaxies (M0). The measured dust attenuation is not a simple function of the dust optical depth, but depends strongly on galaxy inclination and the relative distribution of stars and dust. Thus a realistic model can be made very complex (M2). A middle-ground solution is to model a galaxy as having *differential dust attenuation* (M1; e.g. Charlot & Fall 2000). In Asari et al. (2007) we have shown how the star formation histories of SDSS galaxies change when treating dust either as a single screen or with a simple differential attenuation recipe.

## SDSS galaxies modelled with STARLIGHT



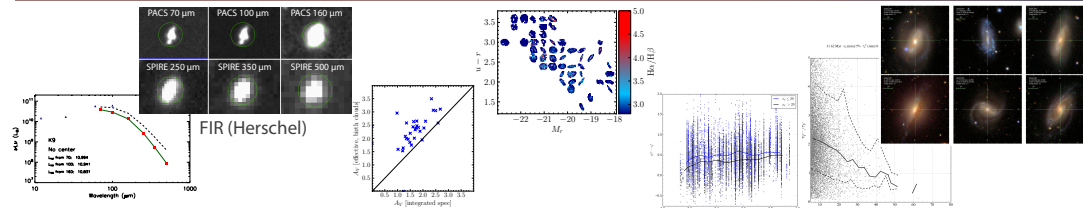
STARLIGHT fits a galaxy spectrum with a sum of simple stellar populations. We compare fits using a single and a two-dust screen model for 14 000 star forming SDSS galaxies. We find the following. (1) Differential dust models tend to predict less UV emission. (2) The difference between the nebular attenuation ( $\tau$ , calculated from H $\alpha$ /H $\beta$ ) and the stellar attenuation inferred from a single dust screen goes from one to zero as the contribution of young stars ( $x_y$ ) to the integrated light increases. This can be interpreted as H II regions dominating the stellar  $\tau$  at higher  $x_y$ . (3) A new version of STARLIGHT uses a differential attenuation model based on the observed H $\alpha$ /H $\beta$  to fit  $\tau$  of young stars. Thus  $\tau_{\text{neb}} - \tau_{\text{old}}$  is simply the birth cloud  $\tau$ , which we find to be independent of  $x_y$ .

## The CALIFA view




We have turned to CALIFA galaxies to see if our interpretation of the SDSS results holds when galaxy spectra are dissected *spaxel-by-spaxel*. We have selected a few hundred H II regions from disc galaxies using the H II explorer code (Sanchez et al. 2012). We have modelled the H II regions and the diffuse spectra with STARLIGHT using a single dust screen. (1) The  $\tau_{\text{neb}} - \tau_{\star}$  vs  $x_y$  relation for H II regions follows the same trend as the one inferred for SDSS galaxies. (2) When we remove the contribution from diffuse emission to  $\tau_{\text{neb}}$ , we find that the resulting  $\tau$  is uncorrelated to  $x_y$ , *very much like* the case when we model SDSS galaxies with our improved differential dust attenuation recipe.

## Extra plots: Questions welcome!




# Differential dust attenuation in CALIFA galaxies

Natalia Vale Asari, poster 56



CALIFA Survey



**B**ayesian  
**O**xxygen and  
**N**itrogen  
abundance  
**D**eterminations

Code: [bond.ufsc.br](http://bond.ufsc.br)  
Vale Asari, Stasiska,  
Morisset, Cid Fernandes (2016)

Deep IFS View of Nuclei of Galaxies:  
A GMOS survey of 170 nuclei  
(Gemini LLP, PI: J. Steiner)

**DIVING**<sup>3D</sup>\*

\*non-official logo

